

User settings

Content

Click the username on the top right corner to access Agencies & users, Deadlines, Settings, and Logout. In settings, you can personalize your profile and you can make it look exactly what you want based on your business needs.

Settings

Consists of the followings:

- Edit contact information
- Change password
- Personalize settings
- Manage filter and labels

It displays user identification (Name and Organization). This data is part of the master data and cannot be changed as it edited by the system administrators only when the account is created. Contact information can be edited such as an address, email address and phone number. To enter contact details is optional but it is highly recommended to enter the correct e-mail address and keep it up to date as all notifications generated by the system using your e-mail address. If the data is not correct you will not be notified if there any changes applied by the participants in an involved dossier. Also, your contact information will be visible for your colleagues and they can get contacted with you when needed.


Change or reset your password It's always a good idea to update your password regularly and to make sure it's unique from other passwords you use. To change your password click to Change password link, enter the new password two times for confirmation and save it. Passwords are stored in the database in an encrypted format to hide visibility and to protect users.

Note: Keep your password private and do not share it with anyone!

Settings


User profile

System generated


lte-hu
Support LTE-HU
 Agency
LTE Hungária Vasúti Árufuvarozó és Logisztikai Kft.

Change password

Click the link to change password

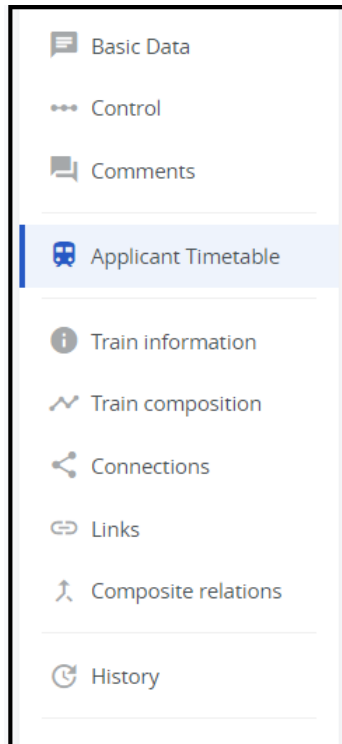
Contact		Update contact information
Street	Country	
test street	Austria	
Additional address info	Email	
test info	testemailaddress@test...	
PO Box	Tel.	
xxxx	123456789	
Zip Code	Fax	
xxxx	123456789	
City		
Wien		

Customize your settings according to the followings:

Personal settings

Language	Default dashboard view	Edit settings	<div style="border: 1px solid gray; padding: 5px;"> <div style="display: flex; justify-content: space-between;"> Personal settings × </div> <table border="0"> <tr> <td>Language</td> <td>Default dashboard view</td> </tr> <tr> <td>English</td> <td>All 2020</td> </tr> <tr> <td>Entries per page</td> <td>Default dossier view</td> </tr> <tr> <td>100</td> <td>Applicant Timetable</td> </tr> </table> <div style="display: flex; justify-content: center; margin-top: 10px;"> Cancel Save </div> </div>	Language	Default dashboard view	English	All 2020	Entries per page	Default dossier view	100	Applicant Timetable
Language	Default dashboard view										
English	All 2020										
Entries per page	Default dossier view										
100	Applicant Timetable										

- **Language:** Select a preferred language from the list which will be your default language settings. The new language integration works quite flexible in the system. Ask for the source EXCEL file for translation. When the translation is complete send it back to PCS Support Once the installation is done the new language will be available on the list.
- **Default dashboard view:** Currently the Recent Activity is default view but it possible to customize according to your needs. The system contains built-in pre-defined filters such as Recent activity, My Unresolved, Other should react, All XXXX and My unresolved by current timetable year. It is possible to set the default view for your own created filters.
- **Entries per page:** Set the number of rows to display per page on the Dashboard grid.
- **Default dossier view:** Choose the type of dossier segment to show when opening a dossier. Basic data is set by default. See the following dossier segments:



- **Dashboard filters:** Manipulate filters. Hide or unhide system pre-defined or your own created filters from the menu.
- **User email notifications:** subscribe or unsubscribe for notifications to receive. Please tick the checkbox next to the notification service that you do **NOT** want to receive.

User email notifications ×

Please check the notifications that you don't want to receive

- Dossier Withdraw
- Dossier Reject
- Dossier Ask for adaptation
- Dossier Closed
- Dossier alternative offered
- Alternative Offer Withdrawn for Dossier
- Dossier released to Harmonization
- Offer Sent for Dossier
- Partial Offer Sent for Dossier
- Acceptance Indicator Downgraded

Agencies & users

If you need to get contacted with your colleagues than the filter by agency name in the "phone book" to find contact details.

Agencies and users

Agency

LTE Hungária Vasúti Árufuvarozó és Logiszt...

Type agency name to find your colleague

- A.D.E Eisenbahnverkehrsunterne...
- ADIF, Administrador de Infraestructur...
- AHG Industry GmbH & Co.KG
- ALZA CARGO Sp. z.o.o.
- ARTESIA SAS
- ARTESIA SAS-France
- AW RAIL S.r.l
- AW RAIL S.r.l
- Administration des Chemins de Fer L...
- Adria Transport d.o.o.

NAME	TEL.	EMAIL	TEAM ROLE
	+36 70 410 3091	peter.bekesi@lte-group.eu	Coordinator
		eva.lorincz@lte-group.eu	Coordinator
	+36 70 326 6225	tibor.nagy@lte-group.eu	Coordinator
		peter.ranga@lte-group.eu	Coordinator
olcs	+36 70 427 3017	szabolcs.varga@lte-group.eu	Coordinator

1 - 5 of 6 items per page

5 ▾ « ‹ 1 2 › »

Logout

Logout from the system.

▼ Print

- [Printer-friendly version](#)
- [Send by email](#)
- [PDF version](#)

▼ Details

State: Published
Topic: [General](#)
[Functions](#)
Area: [Reference](#)
Release: [2.0](#)
Company: [All](#)
Type:
Keywords: [general functions](#)
[user settings](#)
[edit profile](#)

[personal settings](#)

[logout](#)

▼ [Translations](#)

No translations

Source URL: <https://cms.rne.eu/pcs/pcs-documentation-0/user-settings-0>