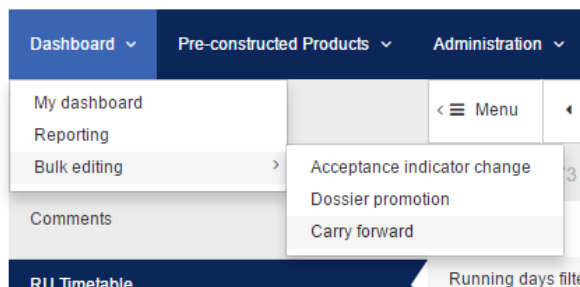


How to Carry forward dossiers

Content

Where to find?

Carry forward function is located under the Dashboard menu in Bulk editing.



How to use?

In the Carry forward view the user can find the same filter criteria as in Advanced Search. Here the user can search for the dossier that he/she would like to carry forward to the next timetable period. The result will have the following content:

Asterisk shows that the dossier was carry forwarded from the previous year

	Timetable period	Traffic Lights	Int. train no.	Dossier name	Phase	ID/Version	Last Change Date
<input checked="" type="checkbox"/>	2017		0000102	102	Active Timetable	145664 / 34	03.10.2016
<input checked="" type="checkbox"/>	2017		70	70 - ČD - JŘ 2016/17	Path Elaboration	144904 / 14	13.10.2016

1 - 2 of 2 items

[Start carry forward](#)

Click start carry forward to start the process (3 steps)

After the user clicks on the "Start carry forward" button, a maximum three steps process starts. Number of process steps depends on the used operation points and national IM parameters.

Steps

Timetable selection

In the first step the user can select:

- Which timetable should be carry forwarded? IM or Applicant timetable. The default value is IM timetable
- To which phase should PCS promote dossier? The default value is Open, although the user can select Harmonization too.

Dashboard ▾ Pre-constructed Products ▾ Administration ▾

Carry forward

RU/IM TIMETABLE OPERATION POINTS FINISH

1 2 3

Timetable	<input style="width: 90%;" type="text" value="IM Timetable"/> ▾
Promote to state	<input style="width: 90%;" type="text" value="Open"/> ▾

Cancel ➔ Next

Operation points

User can select mapping for invalid operation points found in selected timetables for all selected dossier and/or passenger train composition migrated operation points (more details below). Operation point validity is calculated based on respective timetable validity period or in the case of train composition the validity period of the main timetable.

In this step, the user can replace the invalid operation points with a valid in every affected dossier in a single step.

RU/IM TIMETABLE OPERATION POINTS FINISH

① ————— ② ————— ③

Invalid operation point	Fix action
PRAHA HLAVNI NADRAZI; 54570762; 3455; SŽDC-I	Praha

Navigation: [Previous] [1] [Next] 5 items per page

1 - 1 of 1 items

Cancel Next

- Praha M.n. odst.kol.; 54572396; 57239; SŽDC-I
- Praha M.n.-Hrabovka; 54583963; 58396; SŽDC-I
- Praha M.n.-Sluncová; 54583211; 58321; SŽDC-I
- Praha M.n.-dvorana; 54572362; 57236; SŽDC-I
- Praha M.n.-viadukt; 54572370; 57237; SŽDC-I
- Praha hl.n.; 54570762; 57076; SŽDC-I**
- Praha odstavné n.; 54583765; 58376; SŽDC-I
- Praha-Braník; 54570168; 57016; SŽDC-I
- Praha-Bubny; 54570366; 57036; SŽDC-I
- Praha-Běchovice; 54530162; 53016; SŽDC-I
- Praha-Cibulka z; 54571166; 57116; SŽDC-I

Of course it is mandatory for the user in this step to fix the invalid operation point, however, later it would take much more time to do it in every dossier and every timetable one by one. Thus the system asks for confirmation if the user likes to continue without mapping.

ICS System

Warning

Are you sure that you want to proceed without updating the outdated operation points? You would have to adapt them later one by one at each dossier.

Cancel Confirm

OPERATION POINTS

② ————— ③

Invalid operation point	Fix action
PRAHA HLAVNI NADRAZI; 54570762; 3455; SŽDC-I	

Navigation: [Previous] [1] [Next] 5 items per page

1 - 1 of 1 items

Please note that in order to submit Path Request all the used locations in the dossier have to be valid.

IM Parameters

User can enter new dossier level parameters. This step is visible only if the Applicant that is performing the carry forward is paired in any of the selected dossiers with an IM agency for which the system did not succeed to map any of the dossier level IM parameters. The rest of the parameters are mapped and copied based on the new feature in IM parameters carry forward to next timetable period with a link being kept or mapping based on the name and type of the parameter. The entered dossier level parameters will be applied to all selected dossiers.



Carry forward



RU	RFC / IM
DB Cargo Deutschland AG	DB Netz AG
DB Cargo Deutschland AG	Infrabel
Dangerous goods	Start typing...

[Cancel](#) [Next](#)

Upon confirmation, the bulk carry forward process is started in the background and after all selected dossiers are carry forwarded successfully an email notification is sent to the user. Also, a notification is sent, if the process failed for certain dossiers in which case the dossier id is indicated and all selected dossiers after this dossier are not carry forward.

Loco types

With Major Release 2017 Loco types have become a list in PCS uploaded by the IMs instead of the former free text field. During carry forward to TT2019 PCS tries to resolve the free text entry - defined loco type mapping in the background. Long-term the user will be able to map the locos if there is an update in the loco type database from one year to another.

- for dossiers that have **loco type number** system tries to find defined **loco type** for that loco type number for the target TTP. If matching is found loco type is replaced
- for dossiers that have **loco types** there are 2 cases that are covered:
 - exists loco type for target TTP with the same loco type number for the given agency -> it will be automatically replaced
 - not exist loco type for the next TTP with the same loco type number for the given agency -> system offer view where user can choose with which one wants to replace the invalid one

Dashboard ▾ Pre-constructed Products ▾ Administration ▾

Carry forward

RU/IM TIMETABLE LOCO TYPES FINISH

① ————— ② ————— ③

Agency	Invalid loco type (Loco type number, National id)	Fix action
Infrabel	GM66; CRB CL66	<input style="width: 100%;" type="text"/>

⏪ ⏩ 1 ⏪ ⏩

items per page

1 - 1 of 1 items

Cancel ➔ Next

In this case the system cannot resolve automatically the GM66; CRB CL66 loco type that is why the user should fix it during the carry forward. **Please note** that each Applicant has access to the loco type database in PCS under the Administration menu.

Dashboard ▾ Pre-constructed Products ▾ Administration ▾

Carry forward

RU/IM TIMETABLE LOCO TYPES FINISH

① ————— ② ————— ③

Agency	Invalid loco type (Loco type number; National id)	Fix action
Infrabel	GM66; CRB CL66	gm

items per page

After typing "gm..." the system proposes the possible loco types. User can select the proper one and apply the fix. After when it is fixed user can proceed further and the system will ask the same confirmation as it does with the operation points.

Warning ✕

Are you sure that you want to proceed without updating the outdated loco types? You would have to adapt them later one by one at each dossier.

Passenger train composition




Until timetable period 2017 the train composition of the passenger Applicants had a lot of free text fields. After Major Release 2017 some of the train composition fields will be changed to lists instead of free text.

- From/To fields are replaced with actual operation points on the best effort bases:
 - Matching is done with operation points in the selected timetables based on the operation point name
 - The matching algorithm accepts the first/last operation point that has a name that **is equal** or **starts with** the from/to text respectively and it can cope with upper/lower case differences and umlaut characters. Examples
 - Berlin could be Berlin Hauptbahnhof...
 - Budapest could be Budapest-Keleti
 - Wien Hbf could not fit Wien Hauptbahnhof..., because Wien Hbf does not fit either to the equal or the starts with the rule

If PCS cannot match the operation points, the train composition field becomes empty there. If PCS finds an invalid operation point in the timetable, the same rule would be applied as written above. The user will have the possibility to map the invalid operation points during the carry forward.

- Prev./Sub seq. Route fields will become empty. After the carry forward the Applicants can select actual operation points to this field
- Admin free text fields are replaced with the actual Applicant agencies (short name)
- Code free text fields are replaced with a single select list

▼ Print

-  [Printer-friendly version](#)
-  [Send by email](#)
-  [PDF version](#)

▼ Details

State: Published
Area: [Training](#)
Release: [1.x](#)
Company: [RU](#)
Type:
Keywords: [carry forward](#)
[train composition](#)
[invalid operation point](#)

▼ Translations

No translations

Source URL: <https://cms.rne.eu/pcs/pcs-documentation/how-carry-forward-dossiers>