

How to use bulk promotion

Content

What is bulk promotion?

With bulk promotion users are able to change their acceptance indicator or dossier phase for than one dossier in one step. Then the user doesn't have to go to the dossier details and change the light or the phase dossier by dossier.

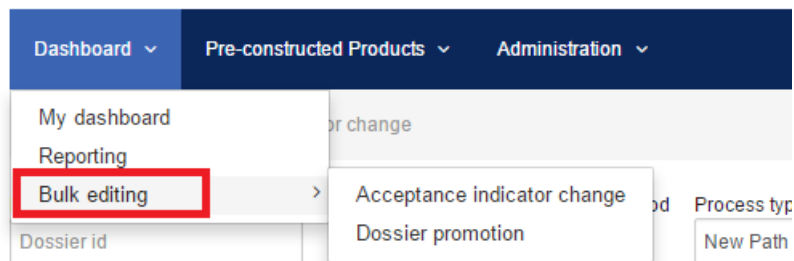
As it was written above there two types of bulk promotion:

- Acceptance indicator change: user can change his/her acceptance indicator to another colour
- Dossier promotion: user promote dossiers to the next phase or can withdraw dossiers from a further phase

PCS is also doing promotion during the timetable process if the lights of the acceptance indicators are fine and there is a deadline in the process. For further details please check the PCS Process Guideline.

Where to find bulk promotion?

Bulk promotion is located under the "Dashboard" menu together with "My Dashboard", "Reporting" and "Bulk Editing".



Acceptance indicator change

After choosing the acceptance indicator change option the user will be lead to a search page that looks like and works almost the same way as the "Advanced search". There the user can search for the dossiers that he/she would like to edit.

Dashboard ▾ Pre-constructed Products ▾ Administration ▾

Bulk editing / Acceptance indicator change

Dossier id

Int. Train no.

Timetable period

Process type

Phase

More ▾

Save as new filter

Dossier name ✕

Route ✕

Catalogue Path Number ✕

Labels ✕

Train type ✕

 Cargo Passenger

Dossier type ✕

Stop ✕

RFC Corridor ✕

RNE Corridor ✕

Phase group ✕

Leading ✕

 My company is leading

Participants ✕

My acceptance indicator ✕

Acceptance indicator ✕

No results matched your search.

When the user has the proper dossiers in the result, he/she can select them from the table with the checkboxes.

After the user selected the dossiers, the drop-down list will be enabled at the bottom of the screen, where the user can select the target light.

<input checked="" type="checkbox"/>		IFO between protected borders	Harmonization	143464 / 11	29.03.2016
<input checked="" type="checkbox"/>		Flex PaP conflict	Harmonization	143366 / 7	29.03.2016
<input checked="" type="checkbox"/>		Flex PaP	Harmonization	143365 / 7	29.03.2016
<input checked="" type="checkbox"/>		Doppelfahrplan test	Open	143324 / 2	07.03.2016

5 items per page
1 - 5 of 12 items

© 2016 RNE | PCS

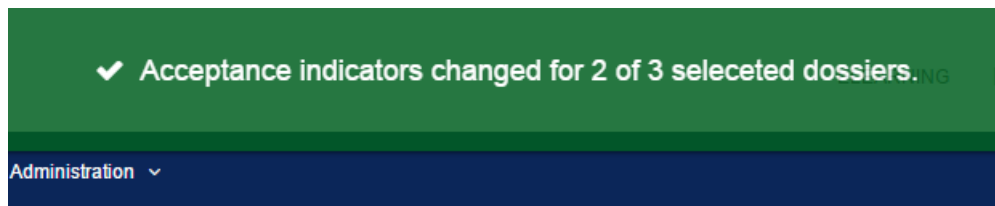
Change indicator ▾

- Being processed
- Accepted
- Not accepted

Please note that the logic and the rules for the indicator changes are the same as in one dossier's control segment.

- User is not able to set back acceptance indicator to blue
- On bulk editing page user is not able to set red light in the dossiers
- User is able to set green light to a dossier only if the mandatory times on the reference point and the mandatory parameters are fulfilled

After the bulk editing, the system provides quick feedback to the user about the changes.



In this example, the system tells us that 2 of the 3 selected dossiers have been changed. The unsuccessful change could be because of the above-mentioned points.

Dossier promotion

After choosing the dossier promotion option the user will be lead to a search page. There the user can search for the dossiers that he/she would like to edit. It also looks similar to the "Advanced search" page, however, it has a little bit different content.

Dossier id:
 Int. Train no.:
 Timetable period:
 Process type:
 Target state:
 More ▾

Dossier name ✕:
 Route ✕:
 Catalogue Path Number ✕:
 Labels ✕:
 Train type ✕: Cargo Passeng

Stop ✕:
 RFC Corridor ✕:
 RNE Corridor ✕:
 Phase group ✕:
 Leading ✕: My company is leading

The basis of this search is the "Target state", where would like to move the user the dossier. The system will list the dossiers that could fit this field. After the user has the dossier in the table, he/she can select them with the checkboxes. If at least one dossier is selected, then the "Promote dossier" button will be enabled at the bottom of the screen.

<input type="checkbox"/>	Traffic Lights	Int. train no.	Dossier name	Phase	ID/Version	Last Change Date
<input checked="" type="checkbox"/>			Doppelfahrplan test	Open	143324 / 2	07.03.2016
<input checked="" type="checkbox"/>			New dossier name splitted train	Open	143161 / 1	23.02.2016
<input checked="" type="checkbox"/>		12345	New dossier	Open	143160 / 1	23.02.2016

items per page
 1 - 3 of 3 items

Please note that the logic and the rules for the dossier promotion are the same as in one dossier's control segment.

- Leading Applicant User is not able to submit Path Request without green lights in all pair
- Leading IM/RFC User is not able to send Draft or Final offer without green lights in all pair
- Leading Applicant User is not able to go to Active Timetable without green lights in all pair
- Leading Applicant User can release Harmonization without green lights in all pair
- Leading IM User can release Path Elaboration without green lights in all pair

- Leading Applicant can release Post-Processing without green lights in all pair
- Leading Applicant can start Feasibility Study without green lights in all pair
- Leading Applicant can submit Feasibility Study Request without green lights in all pair
- Leading IM can send Feasibility Study result without green lights in all pair
- Leading Applicant can accept Feasibility Study result without green lights in all pair

The availability of the dossier promotion among the agencies (Applicant, IM, RFC, leading, involved) is the same as in dossier control.

Target states

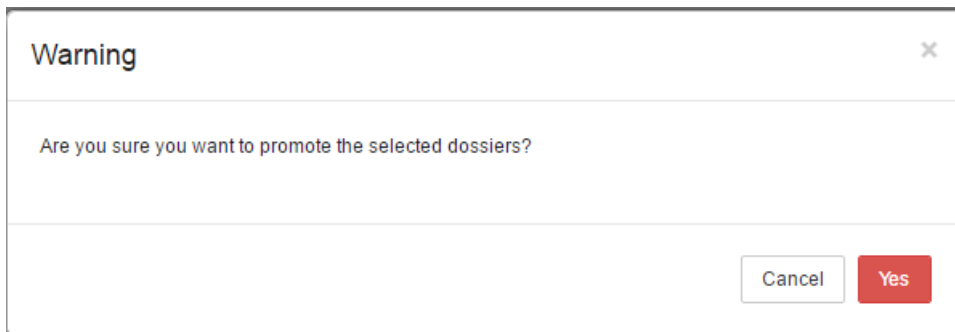
Please find here the target states that are available in PCS for the users. It is written in brackets that to whom is available the particular action.

- Path Request Process
 - Harmonization (Applicant): dossiers that are in Open phase
 - Withdraw dossier (Applicant): dossiers that are in Path Request or Path Elaboration phase. A mandatory comment is necessary the same as in Control
 - Path Request (Applicant): dossier that is in Harmonization
 - Reject dossier (IM/RFC): dossiers that are in Path Request or Path Elaboration. A mandatory comment is necessary the same as in Control
 - Path Elaboration (IM): dossiers that are in Path Request
 - Draft Timetable, Late Path Request Offer, Ad-hoc Path Request Offer (IM): dossiers that are in Path Elaboration
 - Switch to partial offer (Path Elaboration) (IM): dossiers that are in Path Elaboration. A mandatory comment is necessary the same as in Control
 - Observations (IM): dossiers that are in Path Elaboration
 - Post-processing (Applicant): dossiers that are in Observation
 - Final Offer (IM): dossiers that are in Post-Processing
 - Switch to partial offer (Post-processing) (IM): dossiers that are in Post-Processing. A mandatory comment is necessary the same as in Control
 - Active Timetable (Applicant): dossiers that are in Final Offer
 - Closed (Applicant, IM): dossiers that are in Active Timetable
- Feasibility Study
 - Harmonization Conference (Applicant): dossiers that are in Harmonization
 - Withdraw Path Study (Applicant): dossiers that are in Harmonization Conference, Feasibility Study Elaboration. Mandatory comment is necessary same as in Control
 - Feasibility Study Request (Applicant): dossiers that are in Harmonization Conference
 - Feasibility Study Elaboration (IM): dossiers that are in Feasibility Study Request
 - Feasibility Elaboration Conference (IM): dossiers that are in Feasibility Study Elaboration
 - Feasibility Study Result (IM): dossiers that are in Feasibility Study Elaboration
 - Withdraw Path Study Result (IM): dossiers that are in Feasibility Study Result
 - Acknowledge Path Study Result (Applicant): dossiers that are in Feasibility Study Result
- Path Modification/Path Alteration
 - Path Modification Request (Applicant): dossiers that are in Path Modification Conference
 - Withdraw Path Modification (Applicant): dossiers that are in Path Modification Request, Path Modification Elaboration
 - Path Modification Elaboration (Applicant): dossiers that are in Path Modification Request
 - Path Modification Offer (IM): dossiers that are in Path Modification Elaboration
 - Reject Path Modification Offer (Applicant): dossiers that are in Path Modification Offer
 - Path Alteration Offer (IM): dossiers that are in Path Alteration Conference

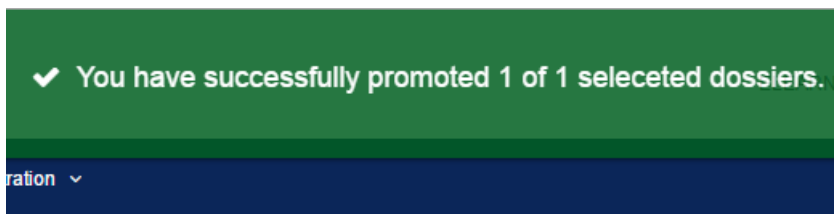
- Withdraw Path Alteration (IM): dossiers that are in Path Alteration Conference
- Accept Path Alteration offer (Applicant): dossiers that are in Path Alteration Offer
- Reject Path Alteration offer (Applicant): dossiers that are in Path Alteration Offer
- Pre-Arranged Path and Catalogues
 - Path Elaboration (PaP) (RFC): dossiers that are in Open (PaP)
 - Published (PaP) (IM/RFC): dossiers that are in Path Elaboration (PaP)
 - Closed (PaP) (IM/RFC): dossiers that are in Published (PaP)
 - Withdraw PaP catalog (IM/RFC): dossiers that are Published (PaP)
 - Path Elaboration (CT) (IM): dossiers that are in Open (CT)
 - Published (CT) (IM): dossiers that are in Path Elaboration (CT)
 - Closed (CT) (IM): dossiers that are in Published (CT)
 - Withdraw CT catalog (IM): dossiers that are in Published (CT)


Confirmation of dossier promotion

Dossier promotion is a higher level dossier editing than the acceptance indicator change, therefore, PCS asks for confirmation from the user, whether he/she really wants to change the phases of the selected dossiers.



After the action similar to the acceptance indicator change PCS will give short feedback if the promotion was successful.



 [Send by email](#)

 [PDF version](#)

▼ **Details**

State: [Published](#)

Topic: [General](#)

[Functions](#)

[PCS Process](#)

[Phases](#)

Area: [Training](#)

Release: [1.x](#)

Company [All](#)

Type:

Keywords: [bulk](#)

[bulk_promotion](#)

[promotion](#)

[acceptance](#)

[indicator](#)

[change](#)

[light](#)

▼ **Translations**

No translations

Source URL: <https://cms.rne.eu/pcs/pcs-documentation/how-use-bulk-promotion>